










## Preparatory Round 1 - Final Standings

Competitor ID#	Country	Finals	Round Score
225		9.437	9.437
210		9.146	9.146
203		9.062	9.062
219		8.916	8.916
215		8.875	8.875
227		8.812	8.812
204		8.687	8.687
207		8.687	8.687
201		8.541	8.541
220		8.541	8.541
211		8.354	8.354
214		8.25	8.25
223		8.229	8.229
226		8.229	8.229
213		8.104	8.104
216		8.062	8.062
206		8.041	8.041
229		7.937	7.937
202		7.75	7.75
212		7.583	7.583

---

<b>200</b>		7.562	7.562
<b>222</b>		7.542	7.542
<b>208</b>		7.396	7.396
<b>224</b>		7.396	7.396
<b>217</b>		7.396	7.396
<b>205</b>		7.187	7.187
<b>221</b>		7.041	7.041
<b>218</b>		6.937	6.937